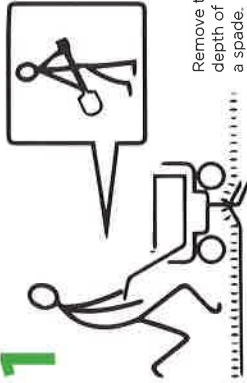


1



"Using a mechanical turf lifter" makes lighter work.  
\*Available from hire shops

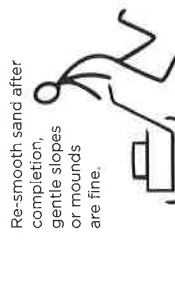
Remove turf and dig down by an average depth of 40mm. This can be done using a spade.

2



Spread, level and compact 35mm of sharp builders sand.

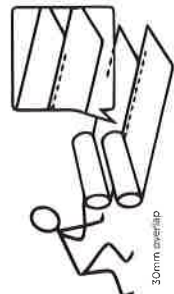
3



Re-smooth sand after completion, gentle slopes or mounds are fine.


Using a compaction plate \* makes light work.  
\*Available from hire shops

4



Over the top of the sand, roll out weed membrane, overlapping the joints by 300mm, leaving it 50mm short of the grass edge

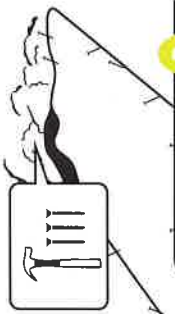
5



Roll out the grass to cover areas. Trim edges of grass rolls using a craft knife.

It's always easier to cut the grass rolls from underneath

7



Edge fixing

- To fix down the edges, use the ground pins and fix through grass at 200mm intervals
- Ruffle the grass over the pin heads to disguise

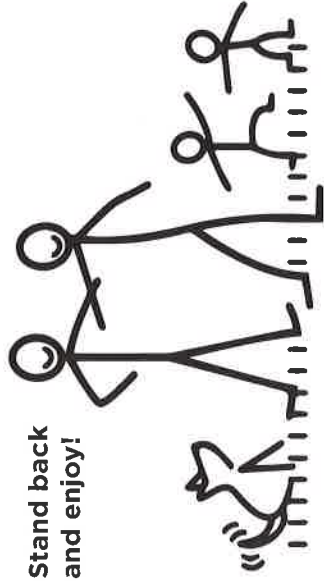
Angle pins to avoid lifting  
If fitting on a solid surface such as concrete or tarmac use a bead of adhesive along all edges.

8

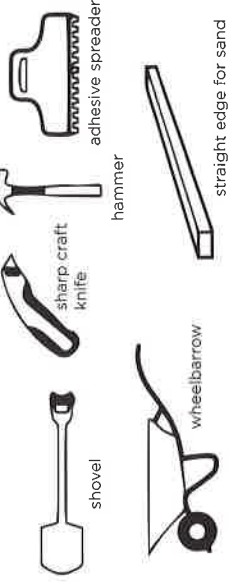
Lift the pile with a stiff brush.

9

Stand back and enjoy!



Equipment



- Rolls of artificial grass can be heavy. Please take care when lifting and handling
- Do not lay artificial grass in areas liable to flooding.
- Heavily weeded areas should be treated with weedkiller before laying grass.
- The products to which this guide applies do not need rubber or sand brushing in.
- Maintenance required take out only removal of leaves and twigs etc with a soft brush or blower. Dog/animal mess use mild detergent and water.



# ARTIFICIAL GRASS Guide

Includes easy to install step-by-step guide

Making the most of your Lawn

# FOR THE PERFECT LAWN ALL YEAR ROUND, USE ARTIFICIAL GRASS

Your garden should be enjoyed all year round for multiple occasions, garden parties, playing with the children, a game of fetch with the dog or simply relaxing. With artificial grass you can get the most out of your outdoor spaces.

Artificial Grass can curve to the contours of your garden. It's fully porous like real grass. It looks so convincing that you neighbours will have no idea your grass isn't real.

When it comes to practicality, artificial grass is very different to real grass

This is a robust surface where kids and pets can play to their hearts content. The weather can do what it wants and whatever the conditions an artificial grass lawn maintains its good looks season after season.

Artificial grass requires very little looking after. No Watering. No mowing, No Weeding and No Mess.



Before



After



- **Low Maintenance**
- **No Watering**
- **Pet friendly**
- **Non Slip**
- **No Weeding**
- **No Lawnmowers**
- **UV Stabilised**

**Home delivery is available - ask in store**



## FAQ'S Ask away

- Q. Can I install Artificial Grass myself?**  
**A.** Many successful DIY installations take place each year. If you're practically minded, you can install Artificial Grass yourself and achieve great professional results. You only need basic tools.
- Q. Is Artificial Grass suitable for pets?**  
**A.** Yes absolutely! All artificial grasses can easily cope with the rigours of normal domestic pet ownership. Dog and other animal mess does not affect the grass and can easily be cleaned away with water and mild detergents.
- Q. Is Artificial Grass suitable for children?**  
**A.** Yes it is and your children will love it! Artificial grasses look and feel like real grass. Say goodbye to mud. They are soft, wont skin your knees and are usable all year round.
- Q. Does Artificial Grass need any maintenance?**  
**A.** No, you can say goodbye to your lawn mower, your lawn feed and your hosepipe. All you need to do with Artificial Grass is remove any material like leaves and dog mess.
- Q. Does Artificial Grass fade in the sunlight?**  
**A.** No, Artificial Grass keeps its beautiful colour for many years. That's because the fibres have been UV stabilised to comply with quality standard DIN 53387.
- Q. Can Artificial grass be laid on any surface?**  
**A.** Artificial Grass is versatile enough to be laid on just about any surface. It can be laid on soil, turf, concrete, tarmac and paving. It copes beautifully with sloping areas. It can even be laid on roof terraces and balconies.
- Q. Can Artificial Grass be laid on sloping ground?**  
**A.** Yes, Artificial Grass can be securely fitted to sloping ground. It follows the contours and undulations of any normal garden.
- Q. Does Artificial Grass drain like real grass?**  
**A.** Yes, Artificial Grass is fully porous and rainwater drains through it. Independent testing confirms Artificial Grass's porosity to BS7044.
- Q. Is Artificial Grass environmentally friendly?**  
**A.** Yes, Artificial Grass doesn't need to be watered like real grass. Even in prolonged periods of hot weather, it will stay green and lush without water. It also needs no mowing so there are no clippings to dispose of and of course no weeding or feeding!
- Q. How long does Artificial Grass last?**  
**A.** Artificial Grass will give you up to 20 years of maintenance-free life depending on the volume of traffic in the area. It will retain its colour and integrity season after season.
- Q. Is Artificial Grass guaranteed?**  
**A.** Yes, Artificial grass is guaranteed for ten years against defects in design or manufacture under normal use.